

Manufactured by:



EPPE CX



General description

EPPE CX is a high-accuracy power quality analyser which comprehensively monitors network parameters for compliance with valid quality standards. The dual-processor system and integrated web server offer an excellent range of fast data communication options.

The replaceable 2 GB memory allows long recording periods. The powerful processors can provide a sampling rate of 200 kHz per channel.

The functions and the parameters can be configured freely by software and can also be transferred with a USB flash drive. The optional sensor module also makes the device ideal for monitoring and analysing renewable power systems or industrial plants.

Multi-processor system

Digital signal processor (DSP), 32 bit, 330 MHz for processing signals and processes in real time Communication processor, 32 bit, 624 MHz for mass data storage, simultaneous data communication using different interfaces and protocols, web server functionality and stand-alone operation.

User controls and displays

4 status LEDs for trigger and status display

5" colour graphical display with touch and 4 function keys

Number of measurement inputs

Max. 12 analog inputs

14 binary inputs

Data memory

Replaceable measurement data memory, 2 GB

128 MB flash RAM for firmware

Quality system

Developed and manufactured to DIN ISO 9001:2000

Calibration

Software-controlled calibration

Recommended calibration cycle: check every 5 years

Operating software

EPPE operating software for Windows XP, Windows 7 (32 and 64 bit), Windows Server 2008 R2, Windows Server 2012 R2

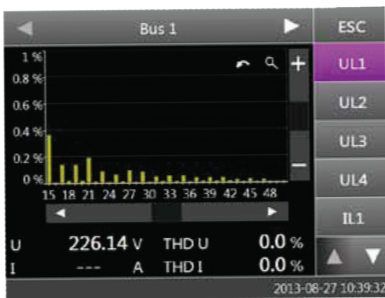
Since 1995

pazifik
power

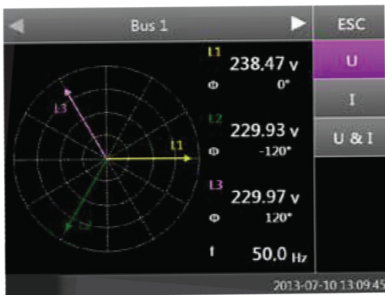
www.ppi.ph




Function overview	Recording functions	Power quality analyser, class A Continuous data recording Event data recording Digital fault recorder, sampling rate from 100 Hz...30 kHz RMS fault recorder, sampling rate from 1 Hz...120 Hz Sensor recording Energy meter Logical functions
	Standards for measurement and analysis	IEC 61000-4-30 class A IEC 61000-4-7 harmonics and interharmonics IEC 61000-4-15 flicker EN 50160, IEEE 519, IEEE 1159



Analog inputs	General information	Resolution	16 bit
		Sampling frequency	200 kHz per channel
		Accuracy	0.05% of range
		Protection	Galvanic isolation, PH-PE > 2.5 kV
		Safety class	300 V CAT III; 150 V CAT IV

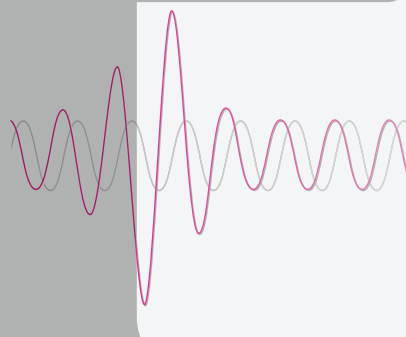
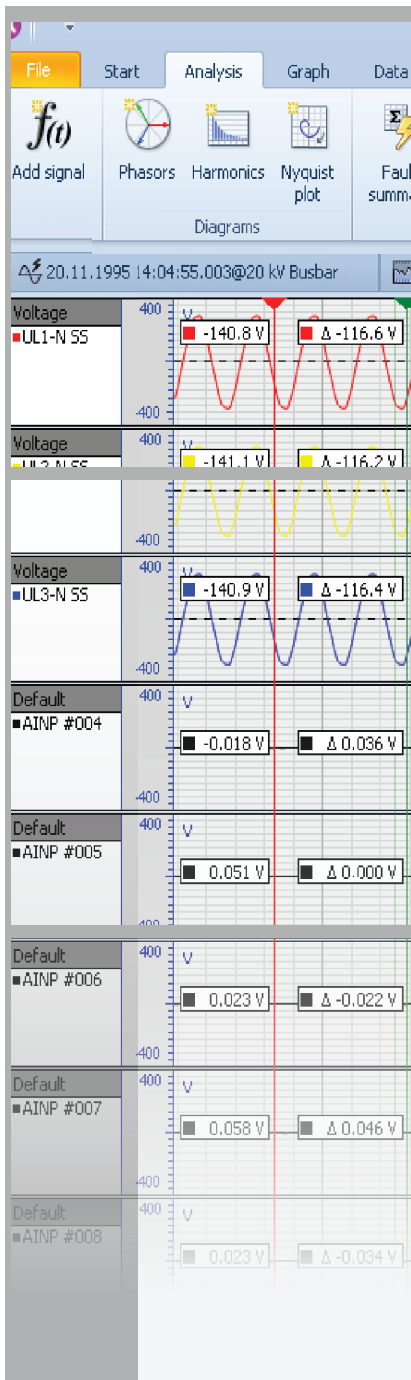


Module 1	Voltage inputs	Number	4
		Measuring range	600 VAC/±848 VDC
		Impedance	6.6 MΩ
		Frequency range	DC...15 kHz
		Current inputs	Number
		Measuring range	40 AAC
		Impedance	≤0.1 mΩ
		Overload	100 AAC for max. 3s 500 AAC for max. 1s
		Frequency range	10 Hz...15 kHz



Module 2	Voltage inputs	Number	8
		Measuring ranges	4 x 600 VAC / 4 x 600 VAC 4 x 600 VAC / 4 x 3 VAC (current sensors)
		Impedance	6.6 MΩ
		Frequency range	DC...15 kHz

Sensor module (optional)	Measurement inputs Group 1	Number	4, sampling frequency 200 kHz
		Accuracy	0.05% of range
		Measuring ranges	300 VAC / ±424 VDC 7.07 VAC / ±10 VDC 2 VAC / ±2.82 VDC 4...20 mA



Measurement inputs Group 2	Number	4, sampling frequency 100 Hz
	Accuracy	0.5% of range
	Measuring ranges	7.07 VAC / ±10 VDC 4...20 mA

Temperature measurement inputs	Number	2, sampling frequency 100 Hz
	Accuracy	PT 100, PT 500, PT 1000
	Measuring ranges	-50°C...120°C

Analog outputs	Number	1
	Output range	0...3 VDC 4...20 mA (passive)

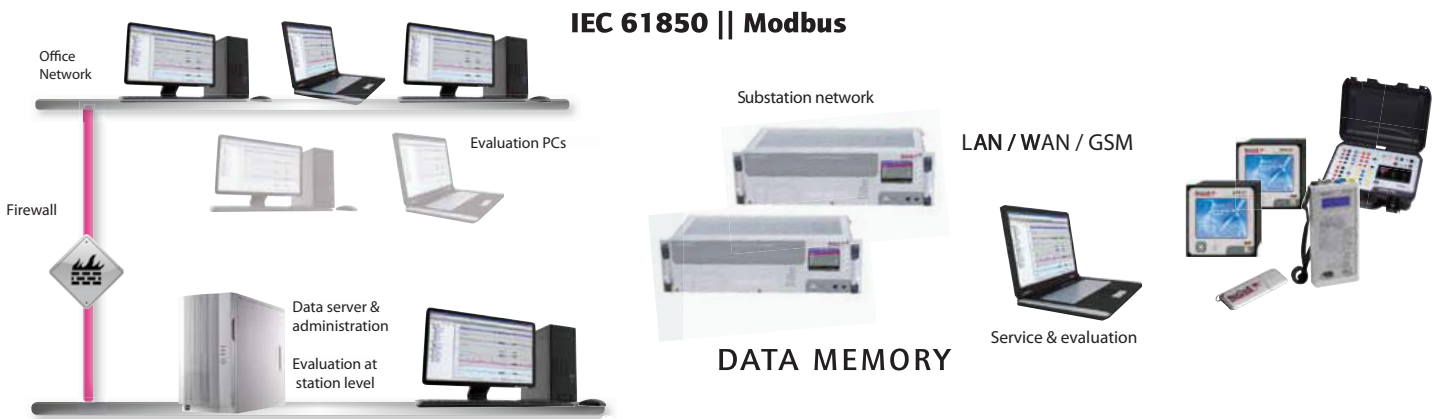
Binary inputs	Number	14 inputs Galvanically isolated in 2 groups of 7 inputs
	Activation range	24...300 VDC (wide-range inputs)
	Resolution	0.1 ms
	Frequency range	Transient protection Polarity protection Galvanic isolation up to 2.5 kV

Binary outputs	Electronic relays	Number	6, configurable for status and alarm signals
		Switching capacity	Max. 60 VAC/DC, 400 mA
	Electronic relays	Number	2, configurable for status and alarm signals
		Contact type	Potential-free relay contact Configurable as NC or NO contact
		Switching capacity	Max. 220 VDC, 2 AAC, max. 60 W

Time synchronisation	Standard equipment	Internal real-time clock	Accuracy 2.5 ppm without external time synchronisation
		NTP/SNTP	Synchronisation over Ethernet network
		Interlink interface	Master-slave time synchronisation between several EPPE CX devices
		GPS receiver	Internal GPS receiver with SMA antenna connection
		DCF 77 input	DCF 77 pulse telegram input for connection to external clock systems or to the KoCoS DCF antenna module
		Pulse input for seconds or minutes pulses	TTL impulse input (5 V), min. pulse width 5 ms 5...24 V impulse input, min. pulse width 5 ms
		IRIG-B signal input	Connection for B001, B002 and B003 telegrams

Interfaces	Standard equipment	Data communication	1 x RS232, 1 x RS485 2 x USB-A, 1 x USB-B 1 x 10/100 Mbit Ethernet (RJ 45)
		Interlink interface	Electric 2-wire interface for networking a number of EPPE CX devices Enables cross-triggering and master-slave time synchronisation over distances of up to 500 m
	Optional	Data communication	1 x 10/100 Mbit optical Ethernet (ST II)
	Protocols		Standard: TCP/IP, Modbus TCP, GSM, GPRS Optional: IEC 61850, DNP 3.0, Profibus, IEC 60870-5-103

Power supply	Operating voltage	Type 1: 90...350 VDC and 85...265 VAC; 47...63 Hz Type 2: 9...18 VDC Type 3: 18...36 VDC Type 4: 36...72 VDC	
	Power consumption	Max. 20 VA	
Complete system	Mechanical properties	Weight	1.5 kg
		Housing	For panel-mounting, optional DIN-rail mounting
		Protection class	IP 52 (front panel)
		Dimensions	144 mm x 144 mm x 140 mm
		Housing	0.05% of range
	Environment	Storage temperature	-30...70 °C
		Operating temperature	-5...50 °C, minimum switch-on temperature 0 °C
		Relative humidity	5...95%, non-condensing
	Generic standards	Safety	EN 61010- 1, 300 V CAT III
		EMC emissions	EN 61000-6-4 (replaces EN 50081-2)
Susceptibility		EN 61000-6-2 (replaces EN 50082-2)	



Efficient Electricity Solutions

PPI Pazifik Power, Inc. (PPI) is a company with more than twenty (20) years of successful operation in the Philippines.

Over the years, PPI has developed and actively supplied an extensive and full power line of products and services from the best manufacturers in Europe. Among its most sought top-of-the-line products are: Turnkey projects in the supply of substations with rated voltage of up to 230kV, electricity meters, meter test equipment, instrument transformers, power transformers, disconnectors, fault indicators, surge arresters, switchgears, oil testers, cable diagnostics, batteries, harmonic filters, and automation systems, among others.

PPI's commitment is to establish closer customer relationship, so us to understand it's customer's power solution requirements. More importantly, PPI's cutting edge is its high quality, durable and innovative power solution equipment coupled with its unparalleled delivery of reliable on-time service performance by its seasoned professional Electrical Engineers.



MAKATI HEAD OFFICE

4/F and 6/F, South Park Plaza, Santiago Street
Paseo de Magallanes Commercial Center
1232 Makati City, Metro Manila, Philippines

Tel.: +63 2 511 88 88 | Fax: +63 2 836 43 23
E-mail: info@ppi.ph | Website: www.ppi.ph
Facebook: www.facebook.com/PazifikPowerInc

CEBU BRANCH

Unit 3 ASY Bldg. A.C. Cortes Ave.
6014 Mandaue City, Cebu, Philippines
Telefax: +63 32 520 55 23

