

Manufactured by:



Instrument Transformers

Low Voltage Current Transformers DCCW and DCCB

General Description

The DCCW window-type current transformer is designed for use with watt-hour meters with an accuracy of class 0.3 or 0.15. It is suitable for both indoor and outdoor service. The transformer meets all applicable IEEE, ANSI, and NEMA standards. A wide variety of accessories and ratings allows for maximum versatility. The transformer can be ordered for addition to the DCCW in the field.

Construction

The ring type core is wound from high quality grain oriented silicon steel which has been annealed. The secondary winding is accomplished with heavy enameled copper wire evenly distributed around the core. The assembly is then encapsulated in a mold using a polyurethane resin specifically formulated for optimal electrical insulation and weatherproof characteristics.

Secondary Terminals and Cover

Secondary terminals are tinned bronze compression type with a large 0.29" (7.5 mm) diameter hole. A bronze pivoting short circuit device is an integral part of the secondary terminal arrangement. The short circuit device interferes with the proper placement of the clear polycarbonate cover when the shorting device is in the shorted position. The terminal cover is designed to accept a sealing device.

Base Plates

The transformer can be ordered without base plate or with industry standard base plates of marine-grade aluminum.



Primary Bar

Available as an option, the flat primary bar-kit is of tinned copper and has a two-hole or four-hole NEMA pad on either end. It is centered in the transformer window by two end plates and the terminals can be rotated, as needed, to any orientation. A potential connector is installed on the primary conductor assembly by default on the H1 side of the CT, however, the potential connector can be moved to the H2 side in the field.

Test Reports

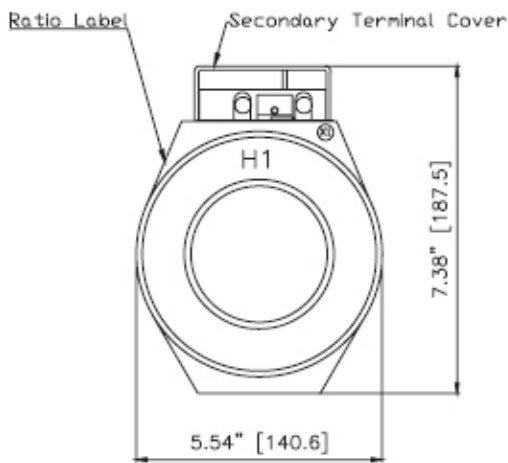
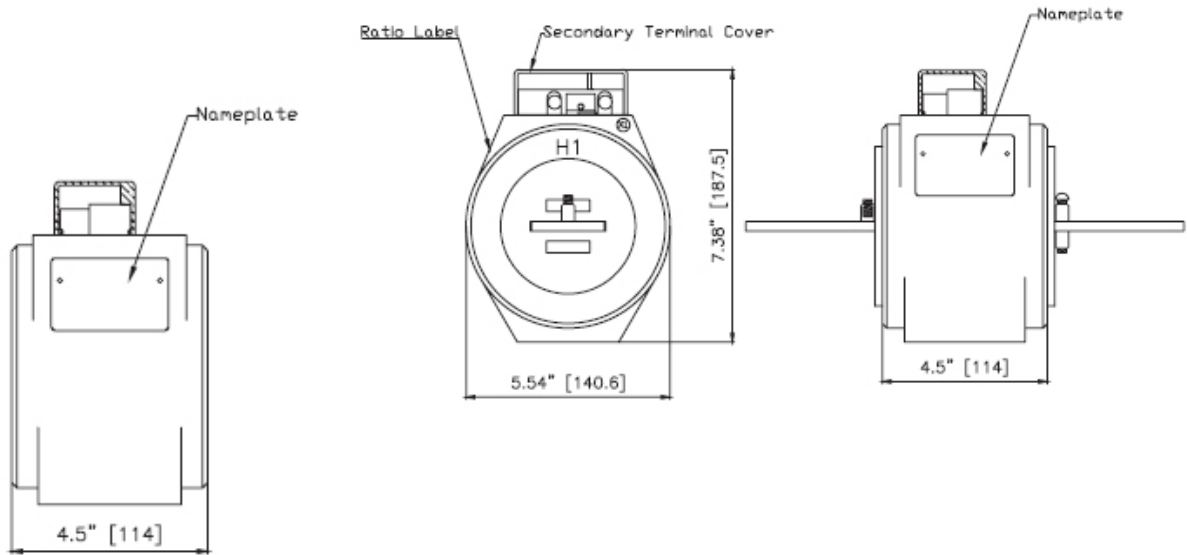
Test reports according to the latest revisions of IEEE C57.13 are stored electronically at time of test and can be sent via email in customer preferred formats at time of shipment.

High-Accuracy Options

The DCCW and DCCB designs are available with high-accuracy 0.15 class ratings. These ratings offer the user the ability to use fewer standard ratios, while, in most cases, improving the accuracy performance of the metering installation.

pazifik
power

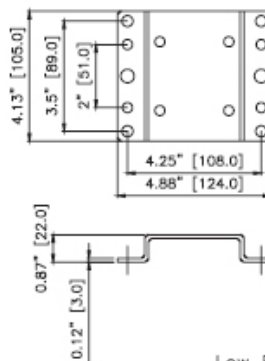
www.ppi.ph



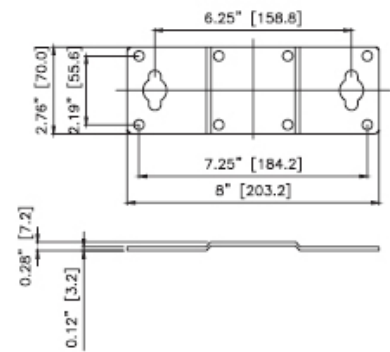
Window and Bar Dimensions

Primary Rating	Window ID	"B" Bar Width	Thickness
100~200:5	2.5" [63.5]	2.0" [50.8]	0.25" [6.35]
300~800:5	3.06" [77.7]	3.0" [76.2]	0.25" [6.35]
1000~2000:5	3.06" [77.7]	3.0" [76.2]	0.375" [9.5]
3000:5	3.06" [77.7]	3.0" [76.2]	0.5" [12.7]

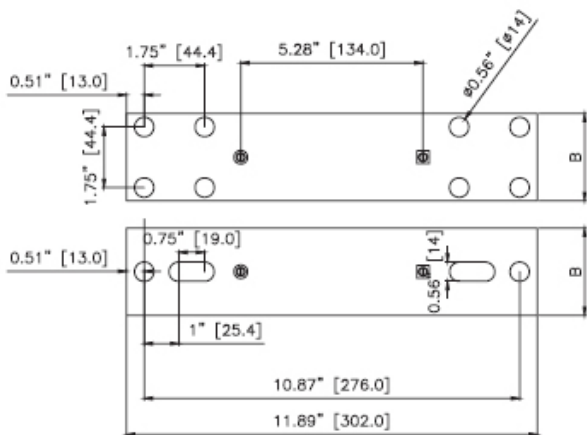
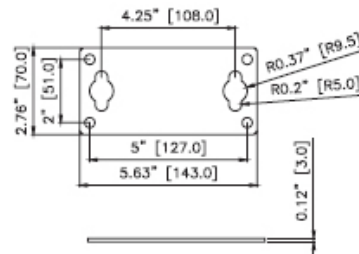
High Base Plate



Wide Base Plate



Low External Baseplate



Note: 4 hole busbar used on 1000:5 ratios and above.

Bus Bars